
The Choice of Architects



C-Mine - Genk, Belgium



ISO 9001 & ISO 14001 Certified

TopCer

Sustainability & Environmental Statement

TopCer has long been committed to environmental friendly operations in the conception, manufacturing and trading of Unglazed Porcelain wall and floor tiles. TopCer ensures sustainability along production processes in accordance with standards and legal requirements, and simultaneously making sure that we meet client's needs and expectations.

Environmental awareness is present throughout all TopCer products lifecycle (please see our [Environmental Product Declaration](http://www.topcer.com/general_data) at our website www.topcer.com/general_data) namely:

- Best practices adoption of environmental management for continuous improvement and pollution prevention;
- Assuring that all raw materials used in the production process come from environmental conscious suppliers, preferably from suppliers with environmental certification;
- Committing ourselves to reduce energy consumption in all stages of our product life cycle;
- Ensuring that the sludge from water waste treatment and crushed porcelain pieces generated in our manufacturing process are re-used by a licensed waste operator in the production of structural ceramics as these residues due to the technical characteristics of Unglazed Porcelain Tiles cannot be re-integrated in production process;
- Encouraging the recycling of other types of waste in the main areas where they are produced, by disposal bins with appropriate labeling, in order to support and perform the separation of several types of plastic, cardboard and paper, paper and plastic cups, wood, etc. Assuring that the recycling of each type of waste occurs through licensed organizations specialized in respective fields.

TopCer Environmental Management System is certified by ISO 14001 as well as TopCer Quality Management System by ISO 9001.



TopCer

Founded in 1991, TopCer is an established worldwide brand, well known by the quality of their unique and innovative products.

TopCer is specialised in the manufacturing of Unglazed Porcelain Tiles in small modular sizes (10x10, 7.5x15, 15x15, 10x30 and 30x30) in various textures and shapes, complemented by a considerable line of matching trim pieces (49), all available in 30 colours.

The continuous research of traditional sizes, components and patterns used in the last two centuries, led Topcer to develop the collections "Victorian Designs and Borders" and "Contemporaneo Series", which offer traditional and modern innovative designs, back mesh mounted in modular sheets. These made possible in some markets to develop specific niches for their use in Palaces, Museums, Hotels, Restaurants and Pubs, Cruise Ships, private homes, restoration of old floors, etc.

TopCer tiles, due to their high breaking strength, resistance to wear frost and non-slipping properties, are mostly used in all type of highly demanding areas.



Merit and Excellence
award winner



Carlos R. Miguel
Managing Director, TopCer



Colour Program




01



02



03



04



05



06



07



08



09



10




11



12



13



14



15



16



17



18




19



20



21



22



23



24



25



26




27



28



29



30

Colour's accuracy is limited by the print of this catalogue.

Stock Availability

[standard thickness 8 – 8.5 mm]

SERIES	COLOURS	SIZES	RC DD RT SS RT									
			10x10	10x10	10x10	10x10	10x10	10x10	10x10			
			15x15	15x15	15x15	15x15	15x15	OCT	HEX	7.5x15	10x30	30x30
Series 1	01	Beige	•	•	•	•	•	•	•	•	•	•
	02	Speckled Grey	•	•	•	•	•					
	03	Yellow	•	•	•	•	•	•	•	•	•	•
	05	Old Rose	•	•	•	•	•	•	•			
	06	Light Grey (Brown.)	•	•	•	•	•	•	•	•	•	•
	08	Granite Rose	•	•	•	•	•					
	09	Granite Grey	•	•	•	•	•					
	17	Speckled Brown	•	•	•	•	•			•	•	•
Series 2	07	Light Grey (Blue)	•	•	•	•	•	•	•	•	•	•
	10	Granite Burgundy	•	•	•	•	•					
	12	Granite Blue	•	•	•	•	•					
	24	Speckled Black/White	•	•	•	•	•				•	•
Series 3	13	Turquoise	•	•	•	•	•	•	•	•	•	•
	14	Black	•	•	•	•	•	•	•	•	•	•
	15	Medium Grey	•	•	•	•	•	•	•	•	•	•
	16	White	•	•	•	•	•	•	•	•	•	•
	19	Pink	•	•	•	•	•	•	•	•		
	20	Brick-red	•	•	•	•	•	•	•	•	•	•
	21	Ochre Yellow	•	•	•	•	•	•	•	•	•	•
	22	Granite Green	•	•	•	•	•					
	26	Speckled White	•	•	•	•	•				•	•
	27	Light Blue	•	•	•	•	•	•	•			
	28	Light Green	•	•	•	•	•	•	•			
	30	Dark Grey	•	•	•	•	•	•	•	•	•	•
Series 4	04	Caramel	•	•	•	•	•	•	•	•	•	•
	11	Blue (Cobalt)	•	•	•	•	•	•	•	•	•	•
	18	Dark Green	•	•	•	•	•	•	•	•	•	•
	29	Coffee Brown	•	•	•	•	•	•	•	•	•	•
Series 5	23	Speckled Yellow	•	•	•	•	•					
	25	Yellow (Lemon)	•	•	•	•	•	•	•			

(•) Means that we carry regular stocks. Orders are accepted for the minimum quantity of 1 carton.

() Means that colour is not available in the above sizes/textures/thickness but can become available at request subjected to a minimum order quantity of 500 sq.mt (customers must purchase any extra materials obtained in 1st quality for these customised orders, until the maximum of 10% of the ordered quantity).

If there is an enquiry for a small quantity of a specific colour/size/texture/thickness/shape that is not in the above list of regular stocks, please contact us.

Sizes & Shapes Smooth Textures

10 x 10 Loose



96x96x8

10 x 10 on mesh
Sheet 30x30 (4 mm joint)



296x296x8


10 x 10 Octagon



96x96x8

29x29

10 x 10 Octagon with Dot 3x3
Sheet 30x30 (4 mm joint)



296x296x8

10 x 10 Hexagon



100x115x8

10 x 30



96x296x8

30 x 30




296x296x8.5

7.5 x 15



71x146x8

15 x 15




146x146x8 146x146x12 ^(*)

Sizes Textures Surfaces

RT

10 x 10



96x96x8.5

15 x 15




146x146x8.5

30 x 30



SS

10 x 10



96x96x8.5

15 x 15




146x146x8.5

296x296x8.5


RC

10 x 10



96x96x8.5


15 x 15



146x146x8.5


DD

10 x 10



96x96x8.5

15 x 15



146x146x8.5

30 x 30



R 

10 x 10



96x96x8

15 x 15



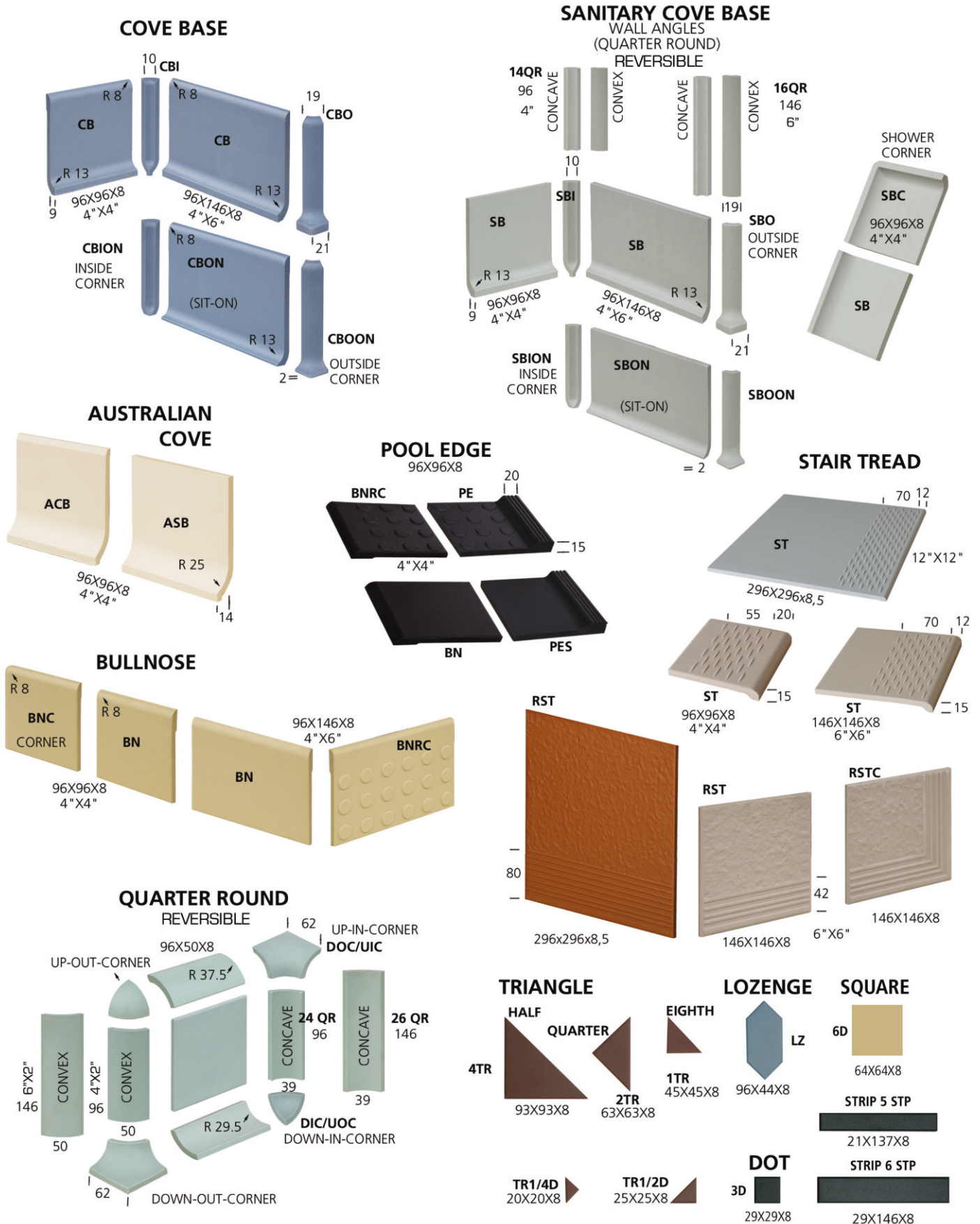
146x146x8

296x296x8.5

• 146x146 at 12mm thickness and R surface is not available in stock. Orders are accepted for a minimum quantity of 500 sq.mt, subjected to the purchase of all material obtained in first quality till maximum of 10% of ordered quantity.


Trim Pieces

(mm)




Modular Sizes

(4mm standard joints)




- 1 - 4"x12" — 10x30 (96x296x8mm)
- 2 - 12"x12" — 30x30 (296x296x8.5mm)
- 3 - 4"x4" — 10x10 (96x96x8mm)
- 4 - 6"x6" — 15x15 (146x146x8mm)
- 5 - 3"x6" — 7,5x15 (71x146x8mm)
- 6 - 6STP — 29x146x8mm (MIAMI 30x30)



- 7 - OCT — 10x10 (96x96x8mm)
- 8 - 3D — 29x29x8mm
- 9 - 6D — 64x64x8mm
- 10 - LZ — 96x44x8mm
- 11 - 4TR — 93x93x8mm
- 12 - 2TR — 63x63x8mm
- 13 - 1TR — 45x45x8mm
- 14 - TR1/2D — 25x25x8mm
- 15 - TR1/4D — 20x20x8mm
- 16 - 5STP — 21x137x8mm



OPZ - Geel, Belgium



C-Mine - Genk, Belgium



WZC Menos - Genk, Belgium




St. Joseph Hospital - Berlin, Germany




Telenet HQ - Mechelen, Belgium



Boulangerie Paul - Orly, France



Restaurant Bar, Sweden



Pivovar - Kaliningrad, Russia



Hydepark hotel, Australia



Lido, Latvia




Fruehauf, Germany



Fire brigade premises - Lisse, the Netherlands



Cabrillo Boulevard - Santa Barbara, CA - USA



Woerden station, the Netherlands




Headquarters "Gasuni" - Groningen, the Netherlands



Rossini Restaurant - Kassel, Germany



Private residence - Milan, Italy



Restaurant Vertigo - New York, USA



Casa da Música - Oporto, Portugal



Comprehensive school - Utrecht, the Netherlands




Gelredome Stadium - Arnhem, the Netherlands



Municipal Swimming Pool - Nordhausen, Germany



Swimming Pool Complex - Aulanko, Finland



Municipal Swimming Pool - Tammisaari, Finland



Kinsmead Pool, UK



Thermal Spa - Luso, Portugal




Caribia Hotel - Turku, Finland



Thermal Spa - Cabeço de Vide, Portugal



Mariebad Spa & Bad - Alands, Finland




Swimming Pool Complex - Ulvila, Finland



Swimming Pool Complex - Someron, Finland



Swimming Pool Complex - Someron, Finland



Burj Al Arab Helipad - Dubai, UAE



Centro Mariano - Fátima, Portugal

Packing

THICKNESS	CARTON / BOX				PALLET				
	Sizes	Pieces	Sq.mts.	Sheets 30x30	Measurements (cm)	Cartons	Sq.mts.	Gross Weight (kgs)	
8 mm	10x10 4"x4"	Mesh mounted							
		SMOOTH	126	1.26	14	120x100x78 H (B)	60	75.6	1320
		DD	"	"	"	"	"	"	1250
		RC	"	"	"	"	"	"	1280
		RT	"	"	"	"	"	"	1310
		SS	"	"	"	"	"	"	1340
		OCT with DOT	"	"	"	120x100x94 H (B)	54	68.04	1190
		Loose							
		SMOOTH	100	1.00	-	120x80x65 H (A)	60	60	1040
		OCT	"	"	-	"	"	"	950
		DD	"	"	-	120x80x75 H (A)	"	"	980
		RC	"	"	-	"	"	"	1010
		RT	"	"	-	"	"	"	1030
		SS	"	"	-	"	"	"	1050
		HEXAGON	"	0.92	-	120x80x80 H (A)	54	49.68	910
	7.5x15 3"x6"	Loose							
		SMOOTH	100	1.125	-	120x80x90 H (A)	75	84.375	1490
12 mm	15x15 6"x6"	Loose							
		SMOOTH	50	1.125	-	120x80x90 H (A)	75	84.375	1500
		DD	"	"	-	"	65	73.125	1290
		RC	"	"	-	"	"	"	1340
		RT	"	"	-	"	"	"	1320
		SS	"	"	-	"	"	"	1340
		Loose							
		SMOOTH	35	0.7875	-	120x80x90 H (A)	75	59.063	1570
		DD	"	"	-	"	65	51.875	1340
		RC	"	"	-	"	"	"	1350
8 mm	10x30 4"x12"	Loose							
		SMOOTH	33	0.99	-	120x100x80 H (B)	80	79.2	1430
	30x30 12"x12"	Loose							
		SMOOTH	11	0.99	-	120x80x75 H (A)	60	59.40	1170
		RT	"	"	-	"	"	1120	

			20 FEET CONTAINER				TRUCK / CAMION	
			19 tons		21.5 tons		24 tons	
THICKNESS	Sizes		Pallet	Sq.mts.	Pallet	Sq.mts.	Pallet	Sq.mts.
8 mm	10x10 / 4"x4"	Mesh mounted						
		SMOOTH, RC, DD, RT, SS	14 (B)	1058	16 (B)	1209.6	18 (B)	1360.8
		Loose						
		SMOOTH	18 (A)	1080	20 (A)	1200	23 (A)	1380
	7.5x15 / 3"x6" 15x15 / 6"x6"	RC, DD, RT, SS	17 (A)	1020	20 (A)	1200	22 (A)	1320
		Loose						
		SMOOTH	13 (A)	1096.875	14 (A)	1181.25	16 (A)	1350
		Loose						
	15x15 6"x6"	RC, DD, RT, SS	14 (A)	1023.75	16 (A)	1170	17 (A)	1243.125
		Loose						
	10x30 4"x12"	SMOOTH	15 (A)	1069.2	17 (A)	1211.76	19 (A)	1354.32
		Loose						
	30x30 12"x12"	Loose						
SMOOTH, RT		19 (A)	1053.36	21 (A)	1164.24	24 (A)	1330.56	

(A) EUR size 120x80 27 Kg
(B) EUR 3 / EUR 2 size 120x100 30 Kg

* Detailed packing of all TopCer products is available at <http://www.topcer.com/General Data / Detailed Packing>

Technical Data

Unglazed porcelain tiles — ISO 13006 and EN 14411 - Annex G - Group Bla					
SIZES:	M(=N)	10x10	10x30	7.5x15	15x15
	W	96x96x8	96x296x8	71x146x8	146x146x8
					30x30
					296x296x8.5

PHYSICAL PROPERTIES	TEST STANDARD	REQUIREMENTS		TOPCER VALUE
DIMENSION AND SURFACE QUALITY:		7 cm ≤ N < 15 cm		N ≥ 15 cm
Length and width	ISO 10545-2	± 0,9mm	± 0,6% / ± 2,0mm	Conforms
Thickness	ISO 10545-2	± 0,5mm	± 5,0% / ± 0,5mm	Conforms
Straightness of sides	ISO 10545-2	± 0,75mm	± 0,5% / ± 1,5mm	Conforms
Rectangularity	ISO 10545-2	± 0,75mm	± 0,5% / ± 2,0mm	Conforms
Surface flatness, (curvature and warpage)	ISO 10545-2	± 0,75mm	± 0,5% / ± 2,0mm	Conforms
Surface quality	ISO 10545-2	≥ 95%		Conforms
PRODUCT QUALITY AND DURABILITY:				
Water absorption	ISO 10545-3	≤ 0,5%		≤ 0,1%
Breaking strength	ISO 10545-4	≥ 1300 N		≥ 1800 N
Modulus of rupture	ISO 10545-4	≥ 35 N/mm²		≥ 50 N/mm²
Impact resistance	ISO 10545-5	Declared Value		No visible defects
Resistance to deep abrasion (unglazed tiles)	ISO 10545-6	≤ 175 mm³		123 mm³
Coefficient of linear thermal expansion	ISO 10545-8	Declared Value		Declared Value
Thermal shock resistance	ISO 10545-9	No visible defects		5,6 x 10⁻⁵ °C⁻¹
Moisture expansion	ISO 10545-10	Declared Value		< 0,1 mm/m
Frost resistance	ISO 10545-12	No visible defects		Conforms
Resistance to chemicals	ISO 10545-13	No visible defects		Conforms
Resistance to staining	ISO 10545-14	No permanent staining		Conforms
SLIP RESISTANCE:		VALUES:		
Areas with footwear	ASTM - Dynamic Coefficient of Friction (DCOF) ANSI A 137.1-2012	0.62	10x10 / 4"x4" Plain finish (smooth)	
		0.65	10x10 / 4"x4" Riven (RT) finish	
	BS-7976-2 PENDULUM (CERAM - UK)	DRY	WET	SIZES / SURFACE TEXTURE
		60	37	10x10 / 15x15 Plain finish (smooth)
		61	53	15x15 Riven (RT) finish
		67	54	15x15 Square studs (SS) finish
		81	70	15x15 Round studs (RC) finish
		87	72	15x15 Diamond studs (DD) finish
	UNE-ENV 12633 (ITC - SPAIN)	USRV	Class	SIZES / SURFACE TEXTURE
		25	1	10x10, 15x15, 30x30 Plain finish (smooth)
		48	3	30x30 Dies lined with spec. rubber (R) Plain finish
		42	2	10x10 / 15x15 Dies lined with spec. rubber (R) Plain finish
		46	3	10x10 Riven (RT) finish
		52	3	15x15 Riven (RT) finish
		55	3	10x10 Square studs (SS) finish
		48	3	15x15 Square studs (SS) finish
		52	3	10x10 Round studs (RC) finish
		56	3	15x15 Round studs (RC) finish
		49	3	10x10 Diamond studs (DD) finish
		59	3	15x15 Diamond studs (DD) finish
Displacement volume / Expulsion space	DIN 51130 (HS-KOBLENZ - DE)	6° ≤ R9 ≤ 10°		30x30 Plain finish (smooth)
		10° < R10 ≤ 19°		10x10 / 15x15 Plain finish (smooth)
		19° < R11 ≤ 27°		10x10 / 15x15 Square studs (SS) and in Round studs (RC) 30x30 Rubber (R), 30x30 Riven (RT)
		27° < R12 ≤ 35°		10x10 / 15x15 Riven (RT) and in Diamond studs (DD)
		V5		15x15 Square studs (SS) and Riven RT
	DIN 51130/BGR 181 (HS-KOBLENZ - DE)	V6		10x10 Square studs (SS) and Riven (RT), 15x15 Round studs (RC)
		V7		15x15 Diamond studs (DD)
		V8		10x10 Round studs (RC)
Areas with bare-footed	DIN 51097 (HS-KOBLENZ - DE)	12° ≤ A < 18°		30x30 Plain finish (smooth)
		18° ≤ B < 24°		10x10 / 15x15 Plain finish (smooth), 30x30 Rubber (R), 30x30 Riven (RT)
		18° ≤ B < 24°		10x10 / 15x15 Plain finish (smooth)
		C ≥ 24°		15x15 Round studs (RC)+Diamond studs (DD)+Riven (RT)+Square studs (SS)
		C ≥ 24°		10x10 / 15x15 Round studs (RC)+Diamond studs (DD)+Riven (RT)+Square studs (SS)

Independent tests available at: http://www.topcer.com/independent_tests.htm

T o p C e r



Aerial view



Pressing



Firing



Lab control & testing



Selection

The Choice of Architects



EXPORT OFFICE:

Largo da Estação, 8 - 2º Fte • 2750-340 Cascais • Portugal
Tel. +351 214 844 788/9 - Fax +351 214 841 091
Email: LX@topcer.com

FACTORY:

Zona Industrial de Oitã • 3770-908 Oitã • Portugal
Tel. +351 234 722 395 - Fax +351 234 722 397
Email: av@topcer.com

Cabrillo Boulevard - Santa Barbara, CA - USA